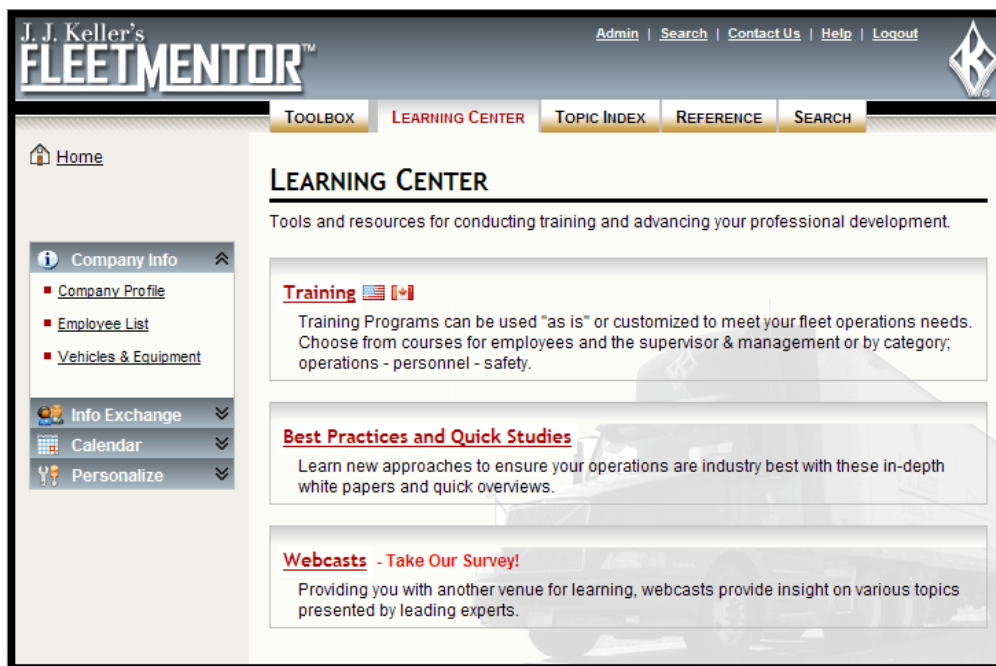
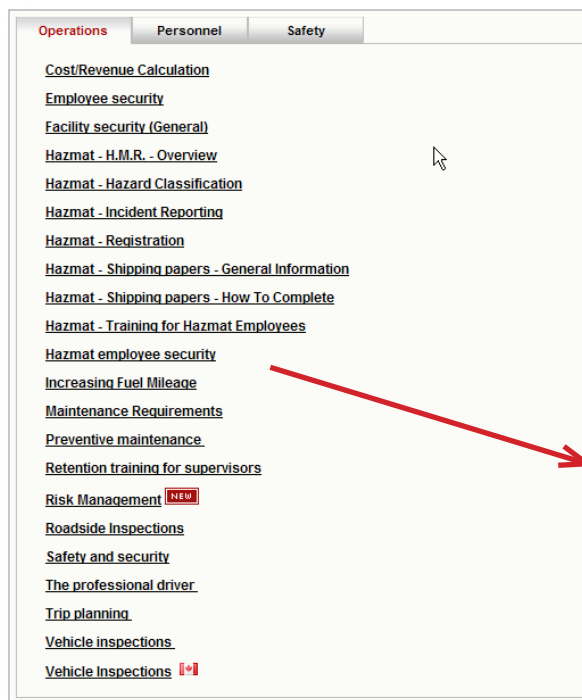


# FleetMentor's Learning Center

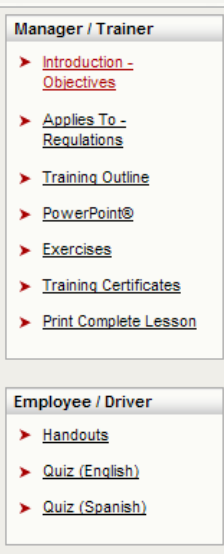
The FleetMentor® Learning Center provides you with tools and resources to conduct training and advance your professional development.



## Training Programs



The training materials provided will help simplify the training process, giving you the basics and allowing you to customize each program to meet your operation's specific needs. Topics cover a wide variety of topics related to running a successful and compliant fleet. Find training for the United States and Canada, as well as in both English and Spanish.



Each training topic provides you with objectives, who the training applies to, a training outline, PowerPoint®, exercises, handouts, and training certificates.

**HAZMAT EMPLOYEE SECURITY**

**Introduction**

The following is a sample of the training materials provided as examples for titles or departments for your organization.

This hazmat security training is a cautionary words to train workers. Privacy and possibly a legal department review of this document is recommended before it is used.

If a copy of the hazmat security training is used, it is the user's responsibility to ensure its use.

**Applies To**

Hazmat employers are required to train all hazmat employees in security awareness and in-depth security. It is a part of the DOT hazmat training required by 49 CFR 172 and must be included in the hazmat training.

**Hazmat employer means:**

(1) A person who employs or contracts with another person to transport hazardous materials.

(i) Transports hazardous materials.

(ii) Causes hazardous materials to be transported.

(iii) Designs, manufactures, or sells by that person as qualified.

(2) A person who is self-employed.

(i) Transports hazardous materials.

(ii) Causes hazardous materials to be transported.

(iii) Designs, manufactures, or sells by that person as qualified.

(3) A department, agency, or contractor.

(i) Transports hazardous materials.

(ii) Causes hazardous materials to be transported.

(iii) Designs, manufactures, or sells by that person as qualified.

**Objectives**

- To familiarize employees with security awareness.
- To familiarize employees with hazmat security awareness.

*Note: You may wish to customize these objectives to meet your organization's specific needs.*

**HAZMAT EMPLOYEE SECURITY**

**Training Outline**

1. Discuss the requirements of training.

**Content:** Security training is required for all employees who may be called upon to transport hazardous materials.

- Security awareness training methods designed to enhance security awareness.
- In-depth security training and its implementation. See 49 CFR 172.701.

**Notes:** In addition to the training, the employer must also ensure that the training is up-to-date.

- Recent domestic, international, or other concerns.

**Exercises:**

2. Discuss general security awareness.

**Content:** Hazmat security awareness training is required for all employees who may be called upon to transport hazardous materials.

Suspicious activity may include:

- Unidentified person(s) at the facility.
- Unidentified person(s) in the vehicle.
- An employee, vendor, or contractor who is acting suspiciously.
- Any person (employee, visitor, or contractor) who is acting suspiciously.
- Any person or group loitering in the vicinity of the facility.
- Any person claiming to have information regarding the facility.
- Anyone claiming to have information regarding the facility.
- Any person, employee, or contractor who is acting suspiciously.

The training materials provided to help to simplify the training process, giving you the basics and allowing you to customize each program to meet your operation's specific needs.

**HANDOUT- HAZMAT EMPLOYEE SECURITY - SECURITY RECOMMENDATIONS FOR DRIVERS**

**Security Recommendations for Drivers**

**Before the driver leaves**

- Must have been hazardous materials trained, tested, and certified by employer.
- Must have proper identification.
- Must have proper licenses, endorsements, or permits for hazardous materials.
- Must have proper shipping documents, such as hazardous materials shipping papers and emergency response information.
- Know the route.
- Know procedures for emergency situations.
- Know who to contact in an emergency.

**On the road**

- Be prepared to be stopped by law enforcement officials.
- Avoid high population and congestion areas when possible, such as metropolitan or downtown areas.
- Use alternate routes that avoid high population areas.
- Avoid tunnels and bridges when possible.
- Vary routes when possible.
- Use designated hazardous materials routes.
- Deliver all hazardous materials loads without delay.

## Best Practices & Quick Studies

This quick three-step customizable cross-reference tool assists you in comparing state and provincial motor carrier requirements for nearly 20 topics.

### BEST PRACTICES & QUICK STUDIES

Developed with the manager and supervisor in mind, these in-depth white papers and quick studies will help you take your operations to the next level.

- Operations**
- [Cargo Documentation](#)
  - [Compliance Review Selection Process](#)
  - [Conduct Your Own Risk Assessment](#)
  - [Cost per Mile Calculator](#)
  - [Dispatch / Load Planning](#)
  - [Fuel Cost per Mile Calculator](#)
  - [Fuel Management](#)
  - [Insurance and Risk Management](#)
  - [Management Concepts and Philosophies](#)
  - [Owner/Operators and Occasional Drivers – A Business Decision](#)

- Personnel**
- ["Everybody's Driver" Has to be Somebody's Driver for DOT Compliance](#)
  - [Calculations for the year when leaving or joining a consortium](#)
  - [Conducting Exit Interviews](#)
  - [Considerations for Consortium Contracts](#)
  - [DOT Medical Examinations](#)
  - [DOT Self-Auditing Guidelines](#)
  - [Driver Management](#)
  - [Entry-Level Driver Training - Clarifying the Requirements](#)
  - [Exit Interviews Again— A Clue to Driver Turnover](#)
  - [Exploring Consortia Models](#)
  - [Handling Dilute Specimens](#)



## Topic-Specific Webcasts

FleetMentor's monthly, free webcasts provide you with another venue for learning with J. J. Keller's editorial experts providing insight on various industry topics.

### Roadside inspection violations

- Most common vehicle Out-of-Service violations

- E
- I
- C
- M
- I
- E

### Inspection selection criteria

- Failed
- Lig
- Qu
- Dri

## Roadside Inspections

*An overview of the processes and consequences of roadside inspections*

J. J. Keller's  
**FLEETMENTOR™**

From a leader in the transportation industry, J. J. Keller's FleetMentor® provides you with the tools and resources you need for conducting training and advancing your professional development. *To sign up for a free, 30-day trial visit us at [www.fleetmentor.com](http://www.fleetmentor.com).*